

石山緑地MAP

Ishiyama Green Space

Ishiyama Green Space is a grassy park full of trees. It was produced by CINQ, a group of sculptors (Asuka Kunimatsu, Koichi Nagano, Takashi Maruyama, Yasuo Matsukuma, and Keiji Yamaya), all of whom are Sapporo residents and have created works of art located in Sapporo. Their design concept was to retain the features and atmosphere of the former quarry from Hokkaido's developing years. Their magnificent sculptural works are displayed against the 15-meter-high Sapporo Nanseki cliff.

VR experience: See Ishiyama Green Space from a bird's-eye view



The QR code on the left will give you a breathtaking VR experience viewing Ishiyama Green Space from above – Enjoy the beautiful scenery!

South Block

- 1 Breathing Gate
- 2 Stones Holding Hands
- 3 Spiral Spring
- 4 The Red Empty Box
- 5 Negative Mound
- 6 Hill in the Afternoon


North Block

- 1 Tennis Courts
- 2 Observation Terrace
- 3 Playground Equipment
- 4 Monument

Tennis Courts (two)

The tennis courts are located under the observation terrace. As they are encircled by cherry trees, you can enjoy playing tennis in spring surrounded by cherry blossoms in full bloom.

Fee: 640 yen per hour.
Open from 7:00 to 18:00



Observation Terrace

The sunset view from the observation terrace is spectacular. You can also enjoy a full view of the mountain range in Minami-ku.



Playground Equipment

The playground equipment allows children to do everything from climbing, to sliding, to walking on a net. The scenery of the Ishiyama area from the playground is a feast for the eyes.

Let's give it a try!

Find the names of workmen

Find the engraved names of the workmen, Mr. Osamura and Mr. Den. They playfully engraved their names on the stone to mark where they had been quarrying.

① 田
② 長村

Clues for finding the names:

- ① Search on the surface of the sloping path toward the parking lot
- ② Look at the rock surface beyond the fence

- P parking lot
- summer house
- restroom
- accessible restroom




Hill in the Afternoon

A number of large cubic stones were placed on the hill. They look as if they have just been quarried from Nanseki cliff and create a mysterious landscape to inspire the imagination.



Negative Mound

The Nanseki stone steps in the huge space like a basin surrounded by the Nanseki cliff are intended to express both positivity and negativity.



The Red Empty Box

This vivid red sculpture makes a spectacular contrast against the grayish Sapporo Nanseki cliff and the surrounding seasonal colors.



Spiral Spring

Water flowing down from the top of this huge stone pagoda fills a spiral channel, creating a pleasant water feature.



Stones Holding Hands

This work is made from a fusion of Sapporo Nanseki and metal. You can sit, climb, or hang on it.



Breathing Gate

The Breathing Gate is a sculptural work at the South Block entrance. The sculpture looks as if it actually breathes and changes its expressions accordingly.



Explore Ishiyama Green Space's Neighborhood!

In the neighborhood of Ishiyama Green Space, there are various buildings which use Sapporo Nanseki as a building material. Walking in the surrounding area, you may find Sapporo Nanseki being used in unexpected spots, or notice differences in the patterns of the Nanseki surface. The walls of residential houses display various designs and techniques for using Sapporo Nanseki. You can experience the artistic and artisanal aspects of stone use.



Post kan (former Ishiyama Post Office)

The Ishiyama Post Office was built in 1940 and has become a local landmark. The inside has been renovated and is now a multi-purpose building, with a shop and café on the first floor. The second floor and the building's front space are used for holding a variety of events.



Ishiyama Firefighting Equipment Warehouse

The Ishiyama Firefighting Equipment Warehouse is the oldest Sapporo Nanseki building in the Ishiyama area. First, it was built as an office for Ishiyama Credit Union in 1923. It is now used as a warehouse for the Sapporo Fire Department.




Ishiyama Shrine

Both the entrance gate, or *torii* gate, and a pair of stone-carved guardian dogs at the Ishiyama Shrine are made of Sapporo Nanseki. One large block of Sapporo Nanseki stone was hewn and carved into the gate and dogs. The beautifully carved, cylindrical columns on the gate are a tribute to the craftsmanship of that time. When touching the columns, you can feel their handmade quality.



Column 1

Pay attention to the surface pattern of Sapporo Nanseki!




One of the interesting things to note about Sapporo Nanseki is the finishing work on the stone's surface, which records the individual craftsman's taste. Some show a straight-line pattern, whereas others have a dotted pattern. The surface patterns are so varied that they indicate who hewed each stone.

Column 2

Why does the stone have two layers?

Sapporo Nanseki is a welded tuff formed from the pyroclastic flow of Shikotsu Volcano. Boiling hot pyroclastic flow deposits were covered with a massive amount of volcanic ash and compressed. Therefore, the cliff surface shows a two-layer structure: volcanic ash on the upper layer and robustly tamped pyroclastic flow deposits on the lower layer. Sapporo Nanseki was hewn from the lower layer.



Column 3

Hewing stone was tough!



Picks were used to hew Sapporo Nanseki. Picks are heavy, and workmen struck the rock with them tens of thousands of times a day. The stone was also heavy to carry and pile up; therefore, quarrying was exhausting labor.

How to get to Ishiyama Green Space

○From Makomanai Subway Station

Get on a 101 or 102 Chuo bus (Chuo bus 101 for Soranuma, 102 for Takino)
Get off at Ishiyama Higashi 3 Chome bus stop 4-minute walk from the bus stop

Get on a Jotetsu 12 bus
Get off at Ishiyama Chuo bus stop. 9-minute walk from the bus stop

○From JR Sapporo Station

Get on a Jotetsu Express 8 bus
Get off at Ishiyama Chuo bus stop. 9-minute walk from the bus stop

○By Car

33-minute drive from JR Sapporo Station via Hiragishi Street
58-minute drive from New Chitose Airport via Route 117

three parking lots for 48 cars
Available from 7:00 - 21:00 (closed after 21:00)
※Parking lots are closed from the late November to the middle of April

Ishiyama 78-24, Minami-ku, Sapporo, Hokkaido



Contact information

Monami Park Management Office

(Designated administrator: The Yokohama Nursery Co., Ltd Hokkaido Office)

TEL:011-578-3361 FAX:011-578-3362

2-58, 10 jo 1 chome, Kawazoe, Minami-ku, Sapporo, 005-0810

E-mail:monami@mit-ueki.com

Official website

<https://www.mit-ueki.com/index.html>

Designed by

Nagaoka Minami Watanabe Riko Yagi Natsumi

